



## **Join a webinar on ProtectUK**

Sign up to the webinars we host on ProtectUK.

Over time, we will continue to update the range of webinars that we offer, allowing you to get live or pre-recorded advice from authoritative voices within the industry. We encourage users to join to gain the best advice for helping you stay on top of the latest updates in counter terrorism and security. You must be registered to the ProtectUK platform in order to access webinars.

## **Before the webinar and account registration:**

### **Attendees:**

To be able to get the most out of ProtectUK, [register today](#) to get full access to the platform. Follow the steps below.

This platform is undergoing continuous development to support organisations to evaluate and manage risk posed by terrorism.

We appreciate and welcome your feedback: [Feedback Form](#)

# LEARN TO PREPARE PREPARE TO PROTECT

**Protect**UK

## Signup

Email address \*




A valid email address. All emails from the system will be sent to this address. The email address is not made public and will only be used if you wish to receive a new password or wish to receive certain news or notifications by email.

Signup

Already a member? [Login](#)

You will then be requested to fill in the following details (see overleaf):

# Create new account

 Signup  **Account Details**  Set Password

## Account Details

In order to access the content on this site please fill out this form.

### PERSONAL DETAILS

First name \*

Last name \*

Screen name \*

This name is visible to others.

Mobile number

Enter a phone number. A verification code will be sent as an SMS message, you must enter the code into the [verification form](#) within 1 hour.

### TARGETED MESSAGES

Receive targeted  
messages?

- ☐ Email
- ☐ Text Message

## USER GROUP DETAILS

---

Sector?\*

Start typing to see a list of options...

Select multiple.

---

What is the size of your organisation?\*

Start typing to see a list of options... ▼

Select one.

---

Which UK region do you primarily work in?\*

Start typing to see a list of options... ▼

---

Do you consider yourself a security and/or counter terrorism practitioner or specialist?\*

☐ Yes

☒ No

---

Do you consider yourself a security and/or counter terrorism researcher or academic?\*

☐ Yes

☒ No

---

Are you a registered approved NaCTSO training provider?\*

☐ Yes

☒ No

---

▼ Terms and Conditions of Use

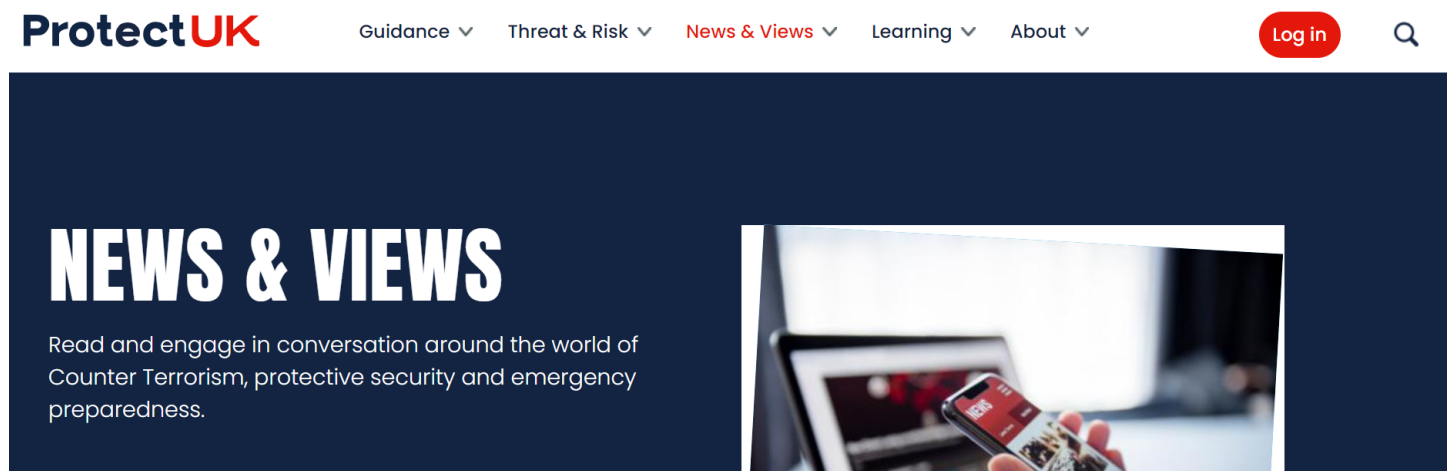
☒ Accept [Terms & Conditions](#) of Use\*

Back

Create new account

**Register for your chosen webinar:**

Find webinars under News & Views tab on the ProtectUK platform.



**Then navigate to the webinars section:**



News



Forum



Webinars

A list of available webinars will then be listed, register to your desired webinar by clicking in to the webinar listing and following the below process.

### Welcome to ProtectUK

Date	16/11/2022
Time	15:45
Length	15 mins
Subject	
Region	
Industry	
Open to	Private

Register

#### About this Webinar

last update on: 16/11/2022 ...

This webinar is for example purposes only.

Please register below - the lobby will open 10 minutes before the start of the webinar.


Next, you will receive an email confirming your registration, webinar information and the link to join.

Please note: You can ONLY join our webinars on a laptop and computers.

## During the webinar

At the start time of the webinar, select the Join link.

You will then wait in the lobby until the organiser or presenter accepts your request to enter the webinar. Attendee's audio, video, messaging and polling is turned off. You will be met by the following screen when accessing the webinar.



**Live meeting Welcome to ProtectUK start soon**  
16th November 2022 - 3:45 PM  
to 4:00 PM

Join live meeting

### Welcome to ProtectUK

Date16/11/2022

Time15:45

Length15 mins

Subject

Region

Industry

Open toPrivate

**About this Webinar**

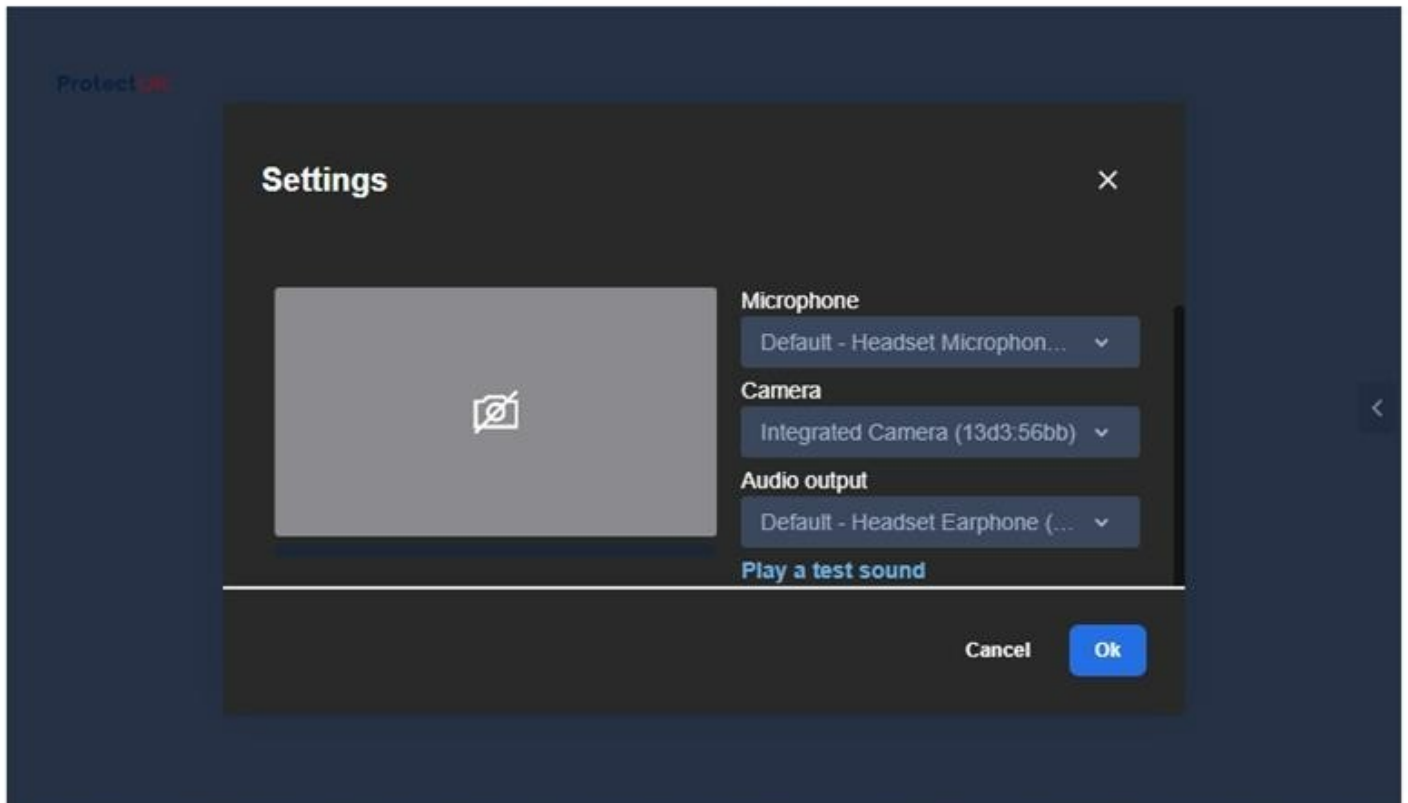
last update on: 16/11/2022

This webinar is for example purposes only.  
Please register below - the lobby will open 10 minutes before the start of the webinar.

Unregister

The ProtectUK moderators control audience participation - Polls may be used during the webinar to engage with the audience.

The presenter may ask you to engage with the webinar through our chat function.



This meeting could be recorded. Please leave if you do not consent to be a part of the recording. We do not endorse or take responsibility for personal views expressed by participants during the webinar. Please refer to ProtectUK Terms & Conditions.

Please engage accordingly and utilise the chat feature to get the best out of the webinar. We do not endorse or take responsibility for any personal views expressed by participants during the webinar. Please see [ProtectUK's T&C's](#).

## After the webinar

The ProtectUK moderator or organiser will share and publish the event if the webinar has been recorded.

## Frequently asked questions

**Who can schedule a webinar?**



Anyone can request and schedule a webinar, subject to ProtectUK approval, see T&Cs. Please contact us and [request a webinar here](#).

### **Who can register for a webinar?**

By default anyone can register, but the IT admin can restrict registration to people in your organisation. You can also choose to restrict registration.

### **Which devices are supported?**

Currently, only laptops and computers.

### **Which browsers are most compatible?**

We recommend using Google Chrome for best performance.

### **Video problems:** Why does Video keeps crashing or video quality is low

Please try an alternative internet browser. If you continue to have video problems please submit a [ProtectUK support request](#).

### **Audio problems:** Audio not working

Please try an alternative internet browser. If you continue to have audio problems please submit a [ProtectUK support request](#).

### **Camera and microphone problems:**

Please check your browser permissions and ensure your camera and microphone have been allowed to be accessed. Permissions can be amended in your browsers security settings.